

THE COUNTY OF BURLESON  
ORDER APPROVING TREASURERS MONTHLY REPORT


On the 8 day of January, 2018 the Commissioners Court of Burleson County met in regular session. Upon motion by Commissioner Schwoedon and seconded by Commissioner Hill, the Commissioners Court approved and entered this order.


In compliance with Texas Local Government Code 114.026, the Commissioners Court have compared and examined the Treasurer's report for the term of October, 2017 and have determined that the report is correct. The court hereby approves the report and directs the clerk to enter the order in the minutes of the Court.

This order incorporates the Treasurer's report for the term herein above stated (a copy of which report is attached hereto) as though fully expressed herein, said report separately stating the amount received and paid from each fund since the County Treasurer's preceding report and any balance remaining in the Treasurer's custody.

Further, the affidavits are approved and this Court orders that the same be published on the county website.

Approved the 8 day of January, 2018.

By:   
Mike Sutherland  
County Judge



AFFIDAVIT


} State of Texas

} County of Burleson County

The members of Commissioners Court of Burleson County state as follows:

The requirement of Subsection (c) of Texas Local Government Code, §114.026 have been met for the term of October, 2017. The amount of cash and other assets in the custody of the County Treasurer at the time of examination are: Cash (includes cash on hand, money market accounts and short term investments), \$7,194,442.76.


  
Mike Sutherland, County Judge


  
David Hilderbrand, Comm. PCT 3

  
Joe Baldwin Jr., Comm. PCT 1

  
Carol Hill, Comm. PCT 4

  
Keith Schroeder, Comm. PCT 2

Attest:   
Anna Schielack, County Clerk



# Burleson County Treasurer Report

October 1, 2017 to October 31, 2017

FUND	BEGINNING	M-T-D	M-T-D	CASH BASIS	NET CHANGE	NET CHANGE	ACCRUAL ENDING
	CASH BALANCE	REVENUES	EXPENSES	BALANCE	OTHER ASSETS	LIABILITIES	CASH BALANCE
10-GENERAL FUND - CSB	1,224,449.53						518,204.57
10-GENERAL FUND - BB&T	7,195.14						6,453.11
10-GENERAL FUND-INVESTMENTS	615,178.41						615,841.46
<b>TOTAL 10-GENERAL FUND</b>	<b>1,846,823.08</b>	<b>5,007.56</b>	<b>371,728.23</b>	<b>1,480,102.41</b>	<b>-111,417.06</b>	<b>-451,020.33</b>	<b>1,140,499.14</b>
17-STATE SALARY SUPPLEMENT-CSB	36,343.79	38.34	1,092.73	35,289.40	-5,000.00	0.00	40,289.40
20-ROAD & BRIDGE GENERAL - CSB	251,531.45						291,949.35
20-ROAD & BRIDGE GENERAL - BB&T	4,262.05						4,263.14
20-ROAD & BRIDGE GENERAL-INVESTMENTS	881,909.70						882,860.25
<b>TOTAL 20-ROAD &amp; BRIDGE GENERAL</b>	<b>1,137,703.20</b>	<b>29,380.57</b>	<b>836.87</b>	<b>1,166,246.90</b>	<b>-34,617.33</b>	<b>-21,791.49</b>	<b>1,179,072.74</b>
21-ROAD & BRIDGE PRECINCT #1-CSB	635,258.61	16,553.48	15,560.03	636,252.06	-494.40	-92,553.86	544,192.60
22-ROAD & BRIDGE PRECINCT #2-CSB	662,743.15	575.42	29,776.57	633,542.00	-512.24	-84,704.87	549,349.37
23-ROAD & BRIDGE PRECINCT #3-CSB	543,647.69	32,511.04	16,438.98	559,719.75	16,000.00	-36,826.87	506,892.88
24-ROAD & BRIDGE PRECINCT #4-CSB	689,673.71	642.26	18,872.67	671,443.30	-318.00	-36,078.42	635,682.88
26-CAPITAL PROJECTS-CSB	0.00						0.00
26-CAPITAL PROJECTS- INVESTMENTS	0.00						0.00
<b>TOTAL 26-CAPITAL PROJECTS FUND</b>	<b>0.00</b>	<b>0.00</b>	<b>0.00</b>	<b>0.00</b>	<b>0.00</b>	<b>0.00</b>	<b>0.00</b>
30-SHERIFF'S DONATIONS-EQUIP-CSB	30,789.95	30.07		30,820.02			30,820.02
37-RECORD MANAGEMENT PRESE-CSB	95,821.52						60,340.48
37-RECORD MANAGEMENT PRESE-INVESTMENTS	336,723.08						337,086.00
<b>TOTAL 37-RECORD MANAGEMENT &amp; PRESE</b>	<b>432,544.60</b>	<b>433.65</b>	<b>20,015.39</b>	<b>412,962.86</b>	<b>0.00</b>	<b>-15,536.38</b>	<b>397,426.48</b>
41-FARM TO MARKET ROAD PRECI-CSB	300,347.71	269.93	0.00	300,617.64	0.00	0.00	300,617.64
42-FARM TO MARKET ROAD PRECI-CSB	209,679.19	319.18	7,265.55	202,732.82	0.00	0.00	202,732.82
43-FARM TO MARKET ROAD PRECI-CSB	419,159.00	282.87	0.00	419,441.87	0.00	-30,536.54	388,905.33
44-FARM TO MARKET ROAD PRECI-CSB	308,062.09	299.33	33,732.59	274,628.83	0.00	-9,073.82	265,555.01
50-ECONOMIC DEVELOPMENT FUND-CSB	143,656.62	94.13	60,000.00	83,750.75	-7,929.37	0.00	91,680.12
51-LAW LIBRARY FUND-CSB	125,655.47	122.19	0.00	125,777.66	0.00	-219.00	125,558.66
53-STATE CRIMINAL COST & FEE-CSB	78,930.51	40.38	0.00	78,970.89	0.00	-74,196.73	4,774.16
58-ATTORNEY FEE FUND-CSB	575.37	0.55	57.47	518.45	0.00	0.00	518.45
59-RECORDS MGMT/PRESERV DC-CSB	15,179.55	14.59	0.00	15,194.14	0.00	0.00	15,194.14
61-SHERIFF-RESTITUTION FUND-CSB	24,474.18	23.91	0.00	24,498.09	0.00	0.00	24,498.09
63-UNCLAIMED MONEY-CSB	17,439.91	17.03	0.00	17,456.94	0.00	0.00	17,456.94
64-MISCELLANEOUS GRANTS-CSB	192,936.78	-217.10	990.32	191,729.36	-1,273.26	-31,622.10	161,380.52
65-INTEREST & SINKING - CSB	14,342.86						14,356.87
65-INTEREST & SINKING - CSB #2	148,196.00						148,340.38
65-INTEREST & SINKING - BB&T	8,898.36						8,900.63
65-INTEREST & SINKING-INVESTMENTS	0.00						0.00
<b>TOTAL 65-INTEREST &amp; SINKING FUND</b>	<b>171,437.22</b>	<b>160.66</b>	<b>0.00</b>	<b>171,597.88</b>	<b>0.00</b>	<b>0.00</b>	<b>171,597.88</b>
67-CO. & DIST TECHNOLOGY FUND-CSB	6,005.22	5.84	0.00	6,011.06	0.00	0.00	6,011.06
68-JUSTICE COURT TECHNOLOGY-CSB	13,814.64	13.24	0.00	13,827.88	0.00	0.00	13,827.88
69-SHERIFF'S FORFEITURE FUND-CSB	9,652.57						9,662.00
69-SHERIFF'S EQUITABLE SHARING-CSB	38,088.23						38,125.43
<b>TOTAL 69-FORFEITURE FUND</b>	<b>47,740.80</b>	<b>46.63</b>	<b>0.00</b>	<b>47,787.43</b>	<b>0.00</b>	<b>0.00</b>	<b>47,787.43</b>
72-RECORDS PRESERVATION/CO-CSB	31,922.88	30.98	0.00	31,953.86	0.00	0.00	31,953.86
73-COURTHOUSE SECURITY FUND-CSB	13,474.00	12.57	33.93	13,452.64	0.00	0.00	13,452.64
80-ROAD RIGHT OF WAY FUND-CSB	46,336.30						46,381.55
80-ROAD RIGHT OF WAY FUND-INVESTMENTS	0.00						0.00
<b>TOTAL 80-ROAD RIGHT OF WAY FUND</b>	<b>46,336.30</b>	<b>45.25</b>	<b>0.00</b>	<b>46,381.55</b>	<b>0.00</b>	<b>0.00</b>	<b>46,381.55</b>
85-AP & PAYROLL CLEARING-CSB	30,574.67	0.00	0.00	30,574.67	-660,917.13	-519,309.99	172,181.81
92-ELECTION SERVICES FUND-CSB	942.46	1.81	0.00	944.27	-1,472.81	-615.97	1,801.11
93-LEOSE FUNDS-CSB	23,869.42	23.31	0.00	23,892.73	0.00	0.00	23,892.73
94-SHERIFF SEIZURE FUND-CSB	18,443.07	0.00	0.00	18,443.07	0.00	0.00	18,443.07
95-CO ATTY PRETRIAL DIVERSIO	7,194.69	2,008.25	376.78	8,826.16	0.00	15,188.19	24,014.35
<b>GRAND TOTAL</b>	<b>8,263,379.53</b>	<b>88,787.92</b>	<b>576,778.11</b>	<b>7,775,389.34</b>	<b>-807,951.60</b>	<b>-1,388,898.18</b>	<b>7,194,442.76</b>



Kenneth E. Prestenbach  
In compliance with Texas Government Code 114.026

Jan 8, 2018

Date  
Subject to audit and reallocation of interest