



THE COUNTY OF BURLESON
ORDER APPROVING TREASURER'S MONTHLY REPORT

On January 12, 2026 the Commissioners Court of Burleson County met in regular session. Upon motion by Commissioner Hildebrand and seconded by Commissioner Faust, the Commissioners Court approved and entered this order.

In compliance with Texas Local Government Code 114.026, the Commissioners Court have compared and examined the Treasurer's report for the term of October 2025 and have determined that the report is correct. The court hereby approves the report and directs the clerk to enter the order in the minutes of the Court. This order incorporates the Treasurer's report for the term herein above stated (a copy of which report is attached hereto) as though fully expressed herein, said report separately stating the amount received and paid from each fund since the County Treasurer's preceding report and any balance remaining in the Treasurer's custody.


Further, the affidavits are approved and this Court orders that the same be published on the county website.


Approved on


AFFIDAVIT


The members of Commissioners Court of Burleson County state as follows:

The requirement of Subsection (c) of Texas Local Government Code, §114.026 have been met for the term of October 2025 Treasurer's report. The amount of cash and other assets in the custody of the County Treasurer at the time of examination are: Cash (includes cash on hand, money market accounts and short term investments), \$40,034,942.10.


Keith Schroeder, County Judge


David Hilderbrand, Comm. PCT 3


Dwayne Faust, Comm. PCT 1


Robert Urbanosky, Comm. PCT 4


Vincent Svec, Comm. PCT 2


Attest: 
Anna Schielack, County Clerk

BURLESON COUNTY, TEXAS
MTD TREASURERS REPORT
AS OF: OCTOBER 31ST, 2025

PAGE: 1

FUND	BEGINNING CASH BALANCE	M-T-D REVENUES	M-T-D EXPENSES	CASH BASIS BALANCE	NET CHANGE OTHER ASSETS	NET CHANGE LIABILITIES	ACCRUAL ENDING CASH BALANCE
10 -GENERAL FUND	18,424,903.09	74,826.10	794,760.36	17,704,968.83	(202,657.95)	(298,953.10)	17,608,673.68
20 -ROAD & BRIDGE GENERAL	14,161,920.75	89,405.57	20,434.66	14,230,891.66	(41,651.53)	(28,654.44)	14,243,888.75
21 -ROAD & BRIDGE PRECINCT #1	502,615.58	1,152.55	46,532.82	457,235.31	0.00	(19,901.17)	437,334.14
22 -ROAD & BRIDGE PRECINCT #2	585,823.49	81,166.59	205,868.53	461,121.55	0.00	(16,414.99)	444,706.56
23 -ROAD & BRIDGE PRECINCT #3	781,713.48	25,142.98	234,935.81	571,920.65	0.00	(18,120.73)	553,799.92
24 -ROAD & BRIDGE PRECINCT #4	600,634.25	970.45	94,450.48	507,154.22	0.00	(10,499.14)	496,655.08
30 -SHERIFF'S DONATIONS-EQUIP	46,900.89	285.91	0.00	47,186.80	0.00	0.00	47,186.80
37 -RECORD MANAGEMENT & PRESE	358,045.43	1,070.01	0.00	359,115.44	0.00	0.00	359,115.44
41 -FARM TO MARKET ROAD PRECI	1,070,573.28	2,905.66	17,184.45	1,056,294.49	0.00	(106,727.89)	949,566.60
42 -FARM TO MARKET ROAD PRECI	1,346,626.84	2,953.10	61,182.88	1,288,397.06	0.00	(74,710.51)	1,213,686.55
43 -FARM TO MARKET ROAD PRECI	752,344.10	2,840.35	47,355.55	707,828.90	0.00	(24,961.31)	682,867.59
44 -FARM TO MARKET ROAD PRECI	737,891.76	2,828.25	24,283.40	716,436.61	0.00	(39,797.46)	676,639.15
50 -ECONOMIC DEVELOPMENT FUND	246,590.28	447.14	0.00	247,037.42	(3,912.39)	(4,000.00)	246,949.81
51 -LAW LIBRARY FUND	165,089.73	299.44	0.00	165,389.17	0.00	(833.90)	164,555.27
53 -STATE CRIMINAL COST & FEE	134,420.44	166.19	0.00	134,586.63	0.00	(86,659.76)	47,926.87
58 -ATTORNEY FEE FUND	982.17	1.80	0.00	983.97	0.00	0.00	983.97
59 -RECORDS MGMT/PRESERV-DC	50,703.05	91.79	0.00	50,794.84	0.00	0.00	50,794.84
61 -SHERIFF-RESTITUTION FUND	23,365.23	42.66	0.00	23,407.89	0.00	0.00	23,407.89
63 -UNCLAIMED MONEY	28,570.00	52.17	0.00	28,622.17	0.00	0.00	28,622.17
64 -MISCELLANEOUS GRANTS	566,015.86	547,074.18	13,009.32	1,100,080.72	(1,367.15)	(34,047.18)	1,067,400.69
65 -INTEREST & SINKING FUND	309,907.69	564.98	0.00	310,472.67	0.00	0.00	310,472.67
67 -CO. & DIST TECHNOLOGY FUND	13,952.84	25.42	0.00	13,978.26	0.00	0.00	13,978.26
68 -JUSTICE COURT TECHNOLOGY	16,288.70	29.03	0.00	16,317.73	0.00	0.00	16,317.73
69 -FORFEITURE FUND	48,220.89	88.26	0.00	48,309.15	0.00	0.00	48,309.15
70 -COUNTY SPECIALTY COURT FU	17,739.10	117.35	0.00	17,856.45	0.00	0.00	17,856.45
73 -COURTHOUSE SECURITY FUND	139,291.32	252.80	0.00	139,544.12	0.00	0.00	139,544.12
80 -ROAD RIGHT OF WAY FUND	51,046.95	93.21	0.00	51,140.16	0.00	0.00	51,140.16
85 -AP & PAYROLL CLEARING	77,149.33	0.00	0.00	77,149.33	(681,244.45)	(802,863.50)	(44,469.72)
92 -ELECTION SERVICES FUND	37,184.38	67.90	0.00	37,252.28	0.00	0.00	37,252.28
93 -LEOSE FUNDS	38,110.18	69.59	0.00	38,179.77	0.00	0.00	38,179.77
94 -SEIZURE FUND (LE)	32,130.68	0.00	0.00	32,130.68	0.00	0.00	32,130.68
95 -CO ATTY PRETRIAL DIVERSIO	30,397.41	54.53	655.43	29,796.51	0.00	(327.73)	29,468.78
GRAND TOTAL	41,397,149.17	835,085.96	1,560,653.69	40,671,581.44	(930,833.47)	(1,567,472.81)	40,034,942.10

*** END OF REPORT ***