



THE COUNTY OF BURLESON  
ORDER APPROVING TREASURER'S MONTHLY REPORT

On November 10, 2025 the Commissioners Court of Burleson County met in regular session. Upon motion by Commissioner H. Hilderbrand and seconded by Commissioner Svec, the Commissioners Court approved and entered this order.

In compliance with Texas Local Government Code 114.026, the Commissioners Court have compared and examined the Treasurer's report for the term of September 2025 and have determined that the report is correct. The court hereby approves the report and directs the clerk to enter the order in the minutes of the Court. This order incorporates the Treasurer's report for the term herein above stated (a copy of which report is attached hereto) as though fully expressed herein, said report separately stating the amount received and paid from each fund since the County Treasurer's preceding report and any balance remaining in the Treasurer's custody.

Further, the affidavits are approved and this Court orders that the same be published on the county website.


Approved on

AFFIDAVIT


The members of Commissioners Court of Burleson County state as follows:

The requirement of Subsection (c) of Texas Local Government Code, §114.026 have been met for the term of September 2025 Treasurer's report. The amount of cash and other assets in the custody of the County Treasurer at the time of examination are: Cash (includes cash on hand, money market accounts and short term investments), \$41,397,149.17.

  
Keith Schroeder, County Judge


  
David Hilderbrand, Comm. PCT 3

  
Dwayne Faust, Comm. PCT 1

  
Robert Urbanosky, Comm. PCT 4

  
Vincent Svec, Comm. PCT 2

  
Attest: Anna Schielack, County Clerk



## MTD TREASURERS REPORT

AS OF: SEPTEMBER 30TH, 2025

FUND	BEGINNING CASH BALANCE	M-T-D REVENUES	M-T-D EXPENSES	CASH BASIS BALANCE	NET CHANGE OTHER ASSETS	NET CHANGE LIABILITIES	ACCRUAL ENDING CASH BALANCE
10 -GENERAL FUND	18,844,678.77	578,568.41	1,280,814.89	18,142,432.29	480.00	282,950.80	18,424,903.09
17 -STATE SALARY SUPPLEMENT	31,150.69	( 373.66)	30,417.03	360.00	0.00	( 360.00)	0.00
20 -ROAD & BRIDGE GENERAL	16,115,614.98	155,673.10	2,137,290.04	14,133,998.04	0.00	27,922.71	14,161,920.75
21 -ROAD & BRIDGE PRECINCT #1	191,141.02	1,738.91	( 293,084.24)	485,964.17	0.00	16,651.41	502,615.58
22 -ROAD & BRIDGE PRECINCT #2	151,232.67	1,418.46	( 420,338.34)	572,989.47	0.00	12,834.02	585,823.49
23 -ROAD & BRIDGE PRECINCT #3	319,015.13	13,389.62	( 433,910.37)	766,315.12	0.00	15,398.36	781,713.48
24 -ROAD & BRIDGE PRECINCT #4	190,519.90	1,107.99	( 401,580.28)	593,208.17	0.00	7,426.08	600,634.25
30 -SHERIFF'S DONATIONS-EQUIP	46,818.16	82.73	0.00	46,900.89	0.00	0.00	46,900.89
37 -RECORD MANAGEMENT & PRESE	338,293.40	19,752.03	0.00	358,045.43	0.00	0.00	358,045.43
41 -FARM TO MARKET ROAD PRECI	1,079,404.68	11,288.16	159,103.75	931,589.09	0.00	138,984.19	1,070,573.28
42 -FARM TO MARKET ROAD PRECI	1,445,254.45	12,202.36	153,284.18	1,304,172.63	32,256.30	74,710.51	1,346,626.84
43 -FARM TO MARKET ROAD PRECI	809,557.59	10,388.30	92,563.10	727,382.79	0.00	24,961.31	752,344.10
44 -FARM TO MARKET ROAD PRECI	736,881.89	10,085.18	48,872.77	698,094.30	0.00	39,797.46	737,891.76
50 -ECONOMIC DEVELOPMENT FUND	248,613.30	976.98	7,000.00	242,590.28	0.00	4,000.00	246,590.28
51 -LAW LIBRARY FUND	163,471.03	2,492.70	1,707.90	164,255.83	0.00	833.90	165,089.73
53 -STATE CRIMINAL COST & FEE	80,010.74	( 1,534.52)	0.00	78,476.22	0.00	55,944.22	134,420.44
58 -ATTORNEY FEE FUND	980.44	1.73	0.00	982.17	0.00	0.00	982.17
59 -RECORDS MGMT/PRESERV-DC	48,847.68	1,855.37	0.00	50,703.05	0.00	0.00	50,703.05
61 -SHERIFF-RESTITUTION FUND	23,324.01	41.22	0.00	23,365.23	0.00	0.00	23,365.23
63 -UNCLAIMED MONEY	28,519.60	50.40	0.00	28,570.00	0.00	0.00	28,570.00
64 -MISCELLANEOUS GRANTS	616,443.46	29,534.02	112,676.90	533,300.58	0.00	32,715.28	566,015.86
65 -INTEREST & SINKING FUND	305,451.43	4,456.26	0.00	309,907.69	0.00	0.00	309,907.69
67 -CO.& DIST TECHNOLOGY FUND	13,809.82	143.02	0.00	13,952.84	0.00	0.00	13,952.84
68 -JUSTICE COURT TECHNOLOGY	14,559.74	1,728.96	0.00	16,288.70	0.00	0.00	16,288.70
69 -FORFEITURE FUND	48,135.94	84.95	0.00	48,220.89	0.00	0.00	48,220.89
70 -COUNTY SPECIALTY COURT FU	18,301.18	( 562.08)	0.00	17,739.10	0.00	0.00	17,739.10
73 -COURTHOUSE SECURITY FUND	135,445.46	3,845.86	0.00	139,291.32	0.00	0.00	139,291.32
80 -ROAD RIGHT OF WAY FUND	50,956.90	90.05	0.00	51,046.95	0.00	0.00	51,046.95
85 -AP & PAYROLL CLEARING	( 74,585.02)	0.00	0.00	( 74,585.02)	650,470.05	802,204.40	77,149.33
92 -ELECTION SERVICES FUND	37,118.78	65.60	0.00	37,184.38	0.00	0.00	37,184.38
93 -LEOSE FUNDS	38,042.95	67.23	0.00	38,110.18	0.00	0.00	38,110.18
94 -SEIZURE FUND (LE)	32,130.68	0.00	0.00	32,130.68	0.00	0.00	32,130.68
95 -CO ATTY PRETRIAL DIVERSIO	31,011.74	553.78	1,413.53	30,151.99	0.00	245.42	30,397.41
GRAND TOTAL	42,160,153.19	859,213.12	2,476,230.86	40,543,135.45	683,206.35	1,537,220.07	41,397,149.17

\*\*\* END OF REPORT \*\*\*